

RhinoBooks Custom Design Specifications

Creating a “CAMERA READY” custom designed logo, flap, cover or insert? Please review the following specifications.

- Designs are accepted in the following formats, Indesign, Photoshop, Illustrator or Freehand. (window users outline all fonts. Mac users outline all fonts or include fonts with your files) **OR**
- Create a **print ready PDF** file format @ 300 dpi. When saving please Embed all fonts, include .25” bleed & crop marks.
- **NO** Microsoft Publisher files or Microsoft Word files unless you can save them out as a PDF file format with embedded fonts.
- **NOTE: ALL PHOTOS AND LOGOS WITHIN YOUR LAYOUT NEED TO BE SAVED AT 300 DPI OR BETTER.** .eps file format is also accepted with fonts converted to outlines.
- If you use a digital camera, it must be at least 3.6 mega pixels or better, and the file must NOT be reduced.
- If you’ve paid the design fee and we’re to do the layout, you may send the text via email. Be sure to let us know if you would like to use a specific font. You will receive a proof before we go to print.
- Please email artwork and text to our designer, Jesse Sampson at Small Stream Consulting & Design (jesse@smallstreamdesign.com). You will be notified if the art needs to be placed on a CD.

Please direct design related questions to:

Small Stream Consulting & Design

Attn: Jesse Sampson

5844 SE 21st Ave. | Portland, OR 97202

ph. 503.515.3533

WWW.SMALLSTREAMDESIGN.COM

jesse@smallstreamdesign.com

For questions regarding sales and delivery please contact your friendly RhinoBooks representative.

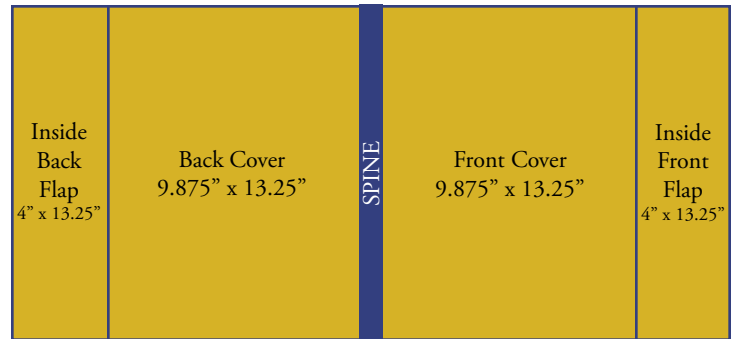


Powered by Rhino

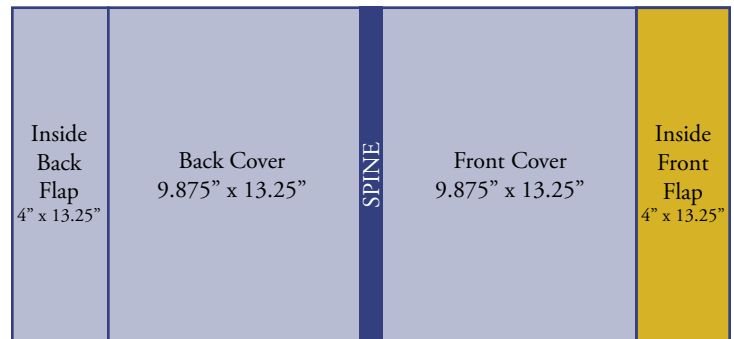
Please reference the following dimensions and page positions when creating your custom foil stamped logo, flap, insert or cover.

Custom Book Insert
9.625” x 13”
4, 8 or 16 pages

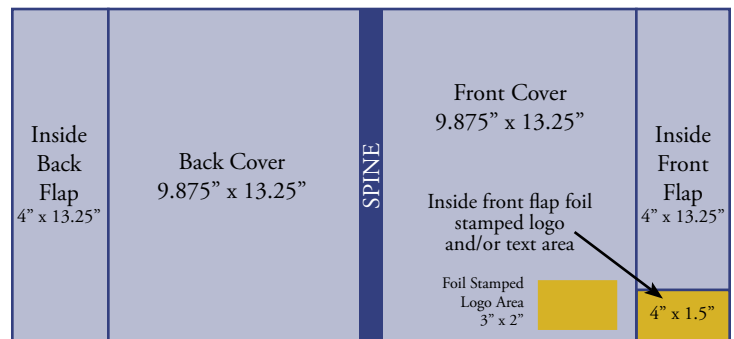
Custom Book Insert



Full Custom Cover



Full Custom Inside Front Flap



Foil stamped front logo only or foil stamped logo/text on inside front flap